

The District of North Vancouver

Riverside Drive Speed Data Summary: Update December 12/2001

800 BLOCK – NORTH OF GRANTHAM


DATE	NB Volume (veh/day)	NB – 85% speed (km/h)	SB Volume (Veh/day)	SB – 85% speed (km/h)
March 1999		64.3		65.1
Sept 1999	1202	65.5	1172	67.7
Nov 1999	1045	63.4	1057	63.4
Feb 2001	1096	64.5	1084	64.5
Nov. 8-14, 2001	1085	46.4	1087	49.2
Nov 26-Dec 3, 2001	1055	46	1049	49.1

1600/1700 BLOCK – NORTH OF SWINBURNE (0.7km north of speed humps)

DATE	NB Volume (veh/day)	NB – 85% speed (km/h)	SB Volume (Veh/day)	SB – 85% speed (km/h)
Nov 1995	566	57.6	499	57.8
March 1997	523	60.4	580	63.9
Feb 2001	616	61.4	618	61.4
Nov 2001	624	55.4	629	55.7

Feb 22 - Mar 2, 2001

Riverside Drive (800 Block) - Speed Analysis



Speed	1-20	21-30	31-40	41-50	51-60	61-70	71-80	81-90	>90
Totals	269	308	915	4365	8053	3883	912	167	32
Percentages	1.4	1.6	4.8	23.1	42.6	20.5	4.8	0.9	0.1


9-DAY ADT = 2100

85%ile = 64.5 km/h

Total number of vehicles = 18904

Thur, Mar 1/01

Riverside Drive (800 Block) - Speed Analysis




Speed	1-20	21-30	31-40	41-50	51-60	61-70	71-80	81-90	>90
Totals	22	24	63	433	916	490	103	17	3
Percentages	1.1	1.2	3.0	20.9	44.2	23.7	5.0	0.8	0.1

1-DAY 85%ile = 64.8 km/h

Total number of vehicles = 2071

Nov 26 - Dec 4, 2001

Riverside Drive (800 Block) - Speed Analysis



Speed	1-20	21-30	31-40	41-50	51-60	60-70	71-80	81-90	>90
Totals	283	1456	8916	6455	1149	135	29	6	0
Percentages	1.5	7.9	48.2	34.9	6.2	0.7	0.2	0.0	0


9-DAY ADT = 2053

85%ile = 47.8km/h

Total number of vehicles = 18481

Thur, Nov 29/01

Riverside Drive (800 Block) - Speed Analysis



Speed	1-20	21-30	31-40	41-50	51-60	60-70	71-80	81-90	>90
Totals	30	165	909	873	154	18	3	0	0
Percentages	1.4	7.7	42.2	40.6	7.2	0.8	0.1	0	0

1-DAY 85%ile = 48.3 km/h

Total number of vehicles = 2152